

REF.9539 MEET GUARD UNIT

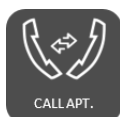


MEET Guard Unit is a 9" resistive touch screen unit made of aluminum profile. Its graphical interface makes the functions intuitive and understandable to everyone.

FEATURES

- Aluminum Profile
- Resistive Touch Screen Panel
- Handset/Hands Free Audio Communication
- 9" Colour TFT Screen
- Sip P2p Protocol
- Low Power Consumption
- Audible and Visual Alarm Notifications
- RTSP IP Camera Compatible
- Audio Conversation Records
- Android Modular Structure
- High Capacity CPU
- Available In 10 Languages

FUNCTIONS



1. CALL APT.

The property management is able to contact any tenant of the community using the guard unit's call apartment function. The user must enter the addressee's block number and apartment number to send the call. If an IP camera is connected to the guard unit, a video communication is established, otherwise is only audio. During the call, the guard unit is able to record the conversation's audio in case of any dispute. (SD card needed)



2. CALL GUARD


Guards can call each other when needed.

To call a guard unit, the user must enter the guard unit's number, for instance if the main guard unit is to be contacted the user should enter 9901 to establish the call.



3. CAMERA ON

The guard unit can connect to any Panel and open the video channel when needed by simply entering the panel's number.




4. CALL LOG

Users can have a clear view of their call history in the CALL LOG interface and are able to browse through the pictures taken, or listen to the audio records, for each call if applied.
Maximum number of records and photos: 64.



5. ALARM LOG


The guard unit provides a quick view of the most recent alarm events. These records can be found at the ALARM LOG interface. Each record includes: time and date, apartment number and triggered zone.
Maximum number of records: 64.
Users can access to a complete alarm history using the management software.



6. CALL RECEPTION

The guard unit can receive calls from panels and apartments. During the conversation the guard can record the audio. In case the call is not attended it is possible to generate an outgoing voice message and let the caller to leave an incoming voice message.

USER SETTINGS



DATE/TIME SETTINGS

MEET GU synchronizes the date and time automatically with the management software when available. If the project does not have a management software the users can set the time manually, or setup an NTP server to which the device can be connected. Time cannot be saved after power loss.



LANGUAGE SETTINGS

MIO is available in 10 different languages:

- ENGLISH
- SPANISH
- FRENCH
- GERMAN
- PORTUGUESE
- POLSKA
- TURKIS
- RUSSIAN
- ARAB
- CHINESE

User can set the monitor's language accordingly



RINGTONE SETTINGS

In the ringtone settings interface the user can select the desired ringtone from the 3 provided, set the ringtone volume and enable/disable the touch tone.



SCREEN SETTINGS

The user can set the screen brightness and contrast in the screen settings interface.




FUNCTIONS RESTRICTIONS

The functions restrictions interface is used to activate or deactivate functions that are not common in all projects. Functions that can be deactivated are:

IP camera: To activate or deactivate the connection to a RTSP IP camera that can be used to show the video of the Guard Unit during conversation with a monitor or other guard unit.

Video Recording: The guard unit is able to record videos from the Panel (not included in the current version). To record a video a SD card is needed.

Audio Recording: To record the conversation with the monitors. SD card is required.



ABOUT

MEET GUARD UNIT provides a detailed information about the monitor's Firmware version, IP and MAC address. This information comes handy when maintenance or repair is needed.

HEAD OFFICE

U1, 37-39 Green St,
Banksmeadow, NSW. 2019
p. 61 2 9700 1700
f. 61 2 9700 1955
sales@fermaxaus.com.au

QLD OFFICE

U11, 8 Fortitude Cres,
Burlleigh Heads, QLD. 4220
p. 61 7 5520 2266
f. 61 7 5520 4591
qld@fermaxaus.com.au

VIC OFFICE

U30, 640-690 Geelong Rd,
Brooklyn, VIC. 3012
p. 61 3 9314 2220
f. 61 3 9314 7772
vic@fermaxaus.com.au

WA OFFICE

U2, 26 Gibberd Rd,
Balcatta, 6914
p. 61 8 9240 2624
wa@fermaxaus.com.au

NZ OFFICE

PO Box 112 110
Penrose, 1642
m. 64 27 566 0222
p. 64 9 337 6229
nz@fermaxnz.co.nz

TECHNICAL SPECIFICATIONS

System:

- CPU: Allwinner F20 350MHz
- FLASH: 2GB
- SDRAM: 256 MB

Screen:

- Resolution 800*480
- View angles: 140° H, 120° V
- Contrast: 400/1
- Brightness: 450 cd/m²

Audio Features:

- G.711 codec
- Audio OLR > 28dB (HF), 11dB (Handset)

Camera:

- External IP camera connectivity
- RTSP protocol compatible

Settings:

- All the parameters must be programmed via webserver

Power Consumption:

- On standby: 200 mA
- Working: 500 mA

Working voltage:

- 12 VDC

Connectivity:

- Ethernet RJ-45 Connector
- SD card slot for audio record function
- Built in web server for configuration and remote management

Working Environment:

- Temperature: -10 °C .. + 55 °C
- Humidity: 20 – 90% (Non-condensing)

REFERENCES

Ref.9539 MEET GUARD UNIT

DIMENSIONS (mm)



HEAD OFFICE

U1, 37-39 Green St,
Banksmeadow, NSW, 2019
p. 61 2 9700 1700
f. 61 2 9700 1955
sales@fermaxus.com.au

QLD OFFICE

U11, 8 Fortitude Cres,
Burlleigh Heads, QLD, 4220
p. 61 7 5520 2266
f. 61 7 5520 4591
qld@fermaxus.com.au

VIC OFFICE

U30, 640-680 Geelong Rd,
Brooklyn, VIC, 3012
p. 61 3 9314 2220
f. 61 3 9314 7772
vic@fermaxus.com.au


WA OFFICE

U2, 26 Gibberd Rd,
Balcatta, 6914
p. 61 8 9240 2624
wa@fermaxus.com.au

NZ OFFICE

PO Box 112 110
Penrose, 1642
m. 64 27 566 0222
p. 64 9 337 6229
nz@fermaxnz.co.nz

CONNECTIONS



RJ-45 10/100 Base -T Ethernet
+, -: 12 Vdc power supply input

HEAD OFFICE

U1, 37-39 Green St,
Banksmeadow, NSW. 2019
p. 61 2 9700 1700
f. 61 2 9700 1955
sales@fermaxaus.com.au

QLD OFFICE

U11, 8 Fortitude Cres,
Burlleigh Heads, QLD. 4220
p. 61 7 5520 2266
f. 61 7 5520 4591
qld@fermaxaus.com.au

VIC OFFICE

U30, 640-680 Geelong Rd,
Brooklyn, VIC. 3012
p. 61 3 9314 2220
f. 61 3 9314 7772
vic@fermaxaus.com.au

WA OFFICE

U2, 26 Gibberd Rd,
Balcatta, 6914
p. 61 8 9240 2624
wa@fermaxaus.com.au

NZ OFFICE

PO Box 112 110
Penrose, 1642
m. 64 27 566 0222
p. 64 9 337 6229
nz@fermaxnz.co.nz