

## NVR Setup

**1:** Install HDD and connect IP cameras

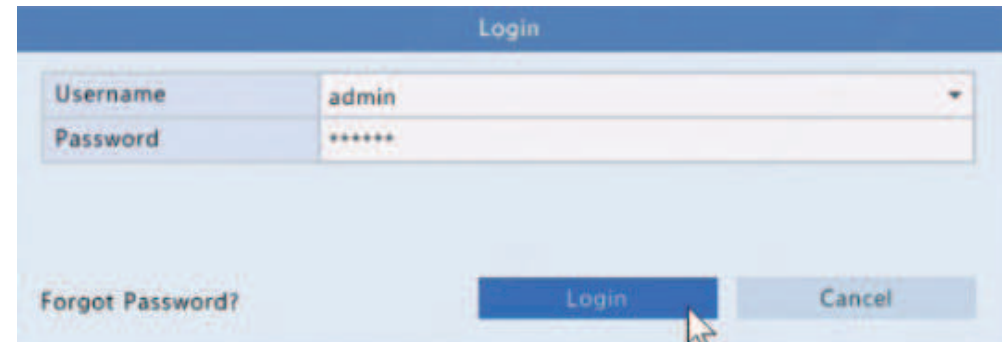
**2:** Connect power cable and turn on

**3:** Login to NVR


Default username **admin** and password **123456**

**4:** Live view

The **Live View** page is displayed when you are logged in.



**5:** Playback

- ⦿ Right-click the mouse and then choose **Playback**.
- ⦿ Select the desired camera.
- ⦿ Select the desired date on the calendar and then click  to start playback.
- ⦿ Double-clicking the date will start playback directly.

**6:** Recording download

- ⦿ Click **Backup > Recording**.
- ⦿ Set search conditions and then click **Search**.
- ⦿ Select the desired recording(s) and then click **Backup**.
- ⦿ Insert USB disk, select a partition.
- ⦿ Back up to USB storage device

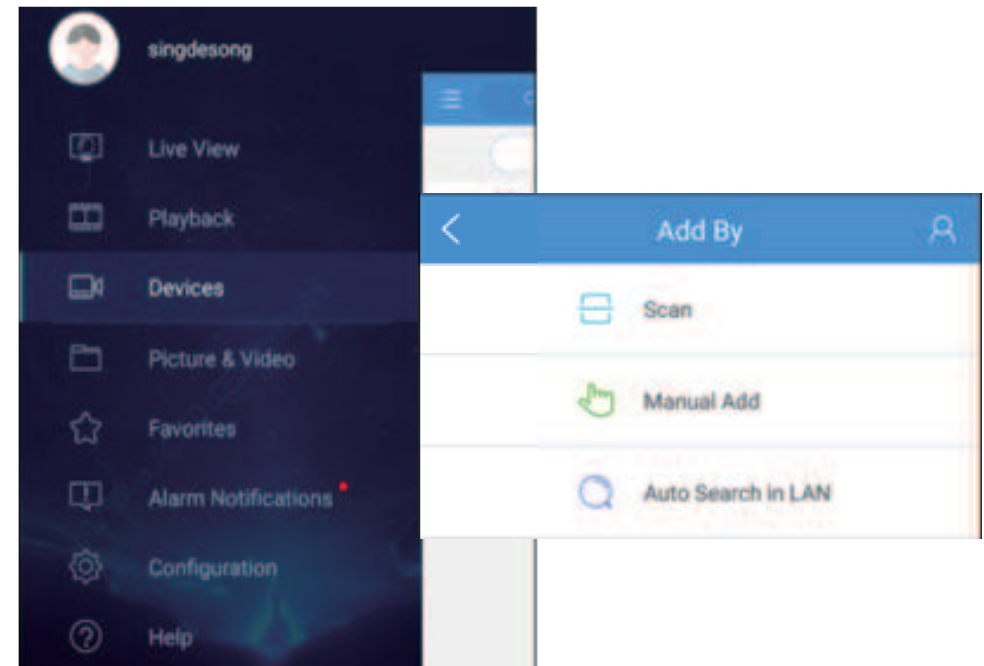
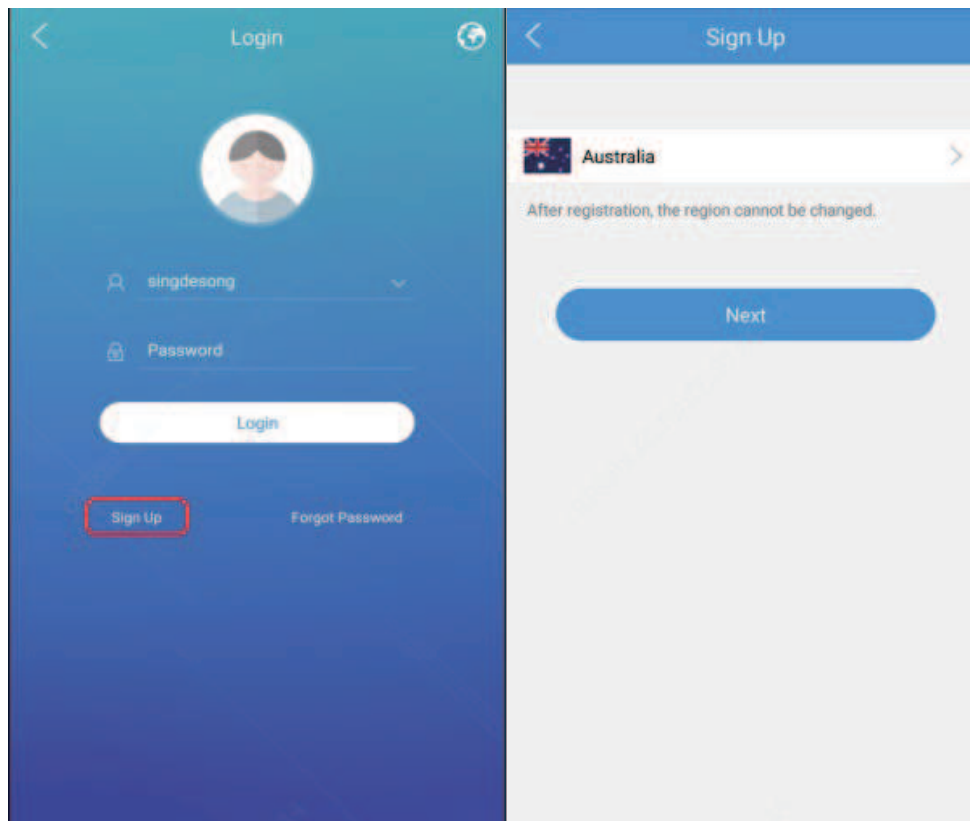
## Fermvision Viewer APP

**Download Fermvision Viewer app in Appstore or google Play and register account**

**1:** Tap  in the upper right corner.

**2:** Tap **Sign Up**, and register and choose your service country (area).

**3:** Add devices by auto seach, manual add or scan QR code.

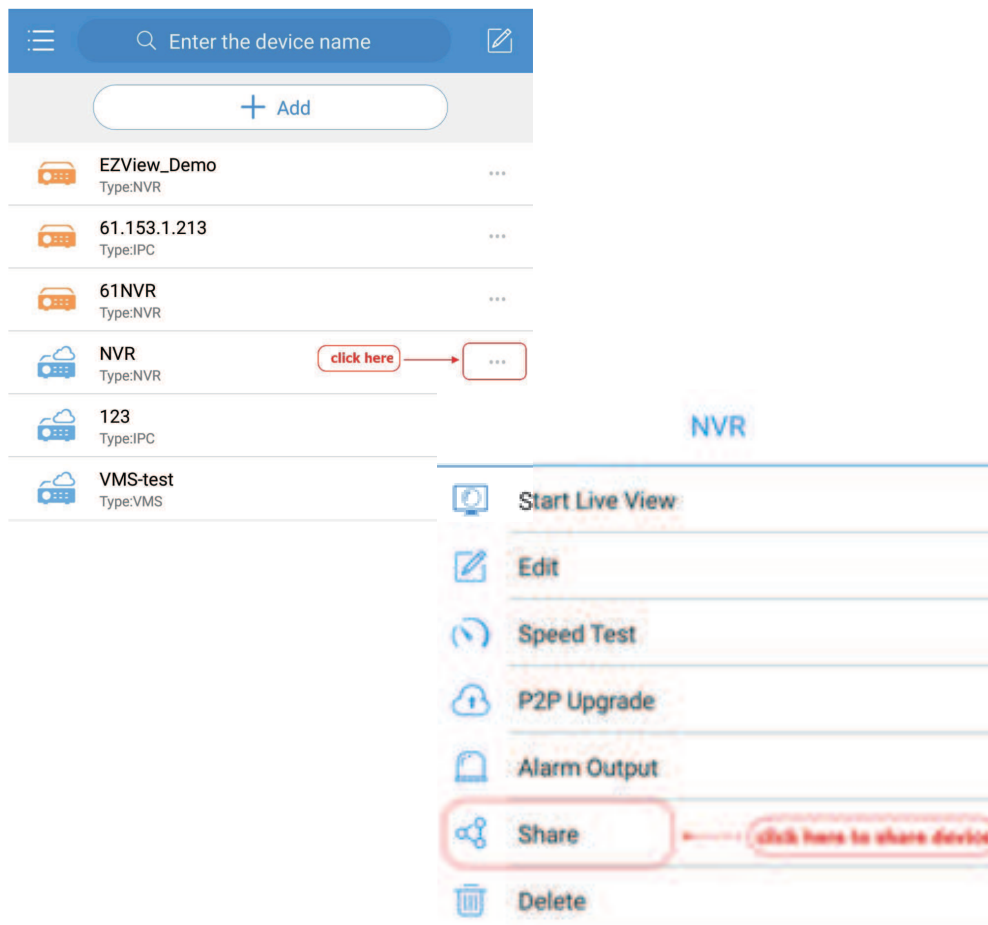


Go to your recorder and click on the cloud shortcut on buttom right menu, beside the time menu. Leave the window open and use your mobile app and scan QR code.

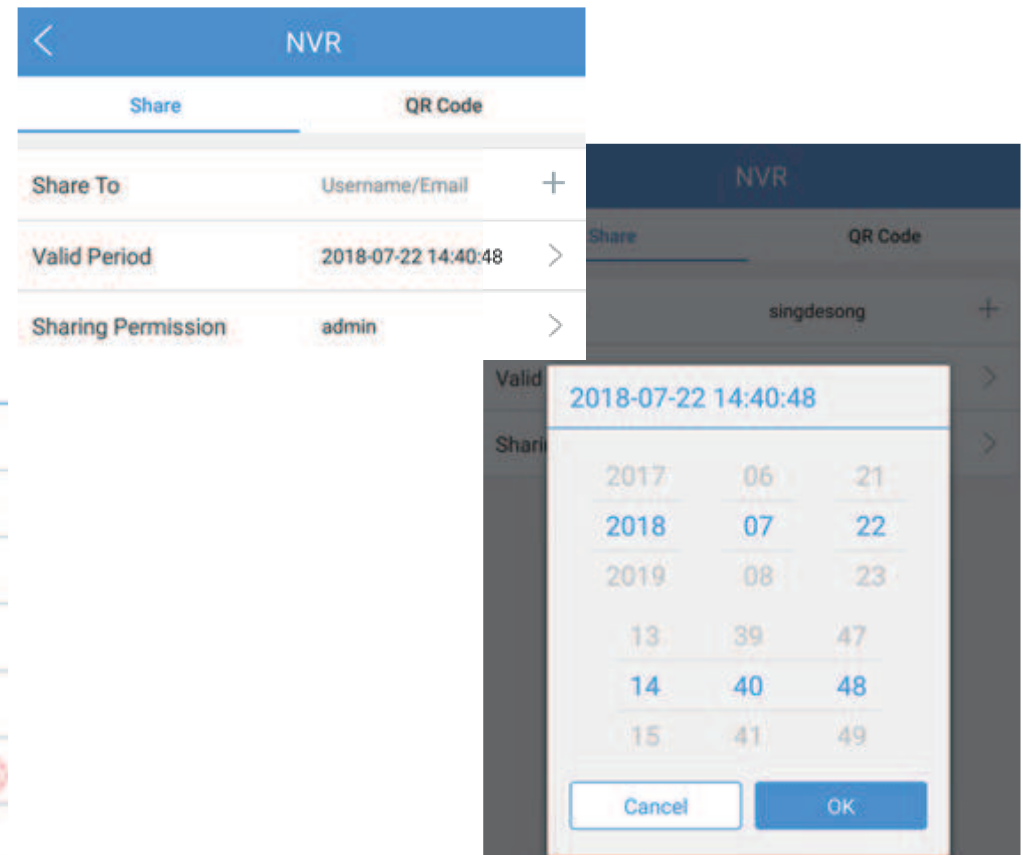
## Fermvision Viewer APP

### 4: Share Devices

Go to device list



You can share devices to another account or share by QR Code and set permission and valid period.





## Live View

View live video on the App.

**1:** Tap  > **Live View** or tap  in playback.

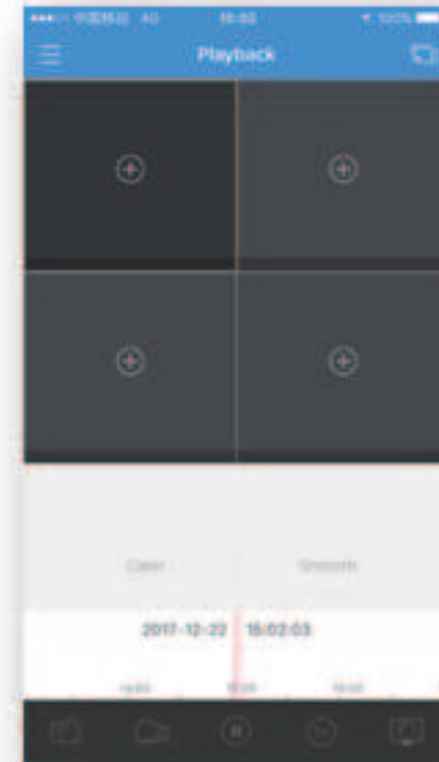




**2:** Tap  on a window, and then select a device to start live view; or tap  in the upper-right corner, select device(s), and then tap Start **Live View**.

## Playback

Search recordings and playback on the App.

**1:** Tap  > **Playback** or tap  in live view.



**2:** Tap  on a window, and then select a device to start playback; or tap  in the upper-right corner, select device(s), and then tap Start **playback**.